

ULTRA *CLAMP*

A fast, accurate fit-up clamp
for pipe to pipe,
pipe to fitting...
and more!



5 – 12" Ultra Clamp
(127 – 300 mm)



2 – 6" Ultra Clamp
(50 – 150 mm)



1 – 2½" Ultra Clamp
(25 – 65 mm)



Pipe to Pipe



Pipe to Fitting



Pipe to Flange



Pipe to Tee

Part No.	Description	Weight	
		Lb	Kg
781130	1 – 2½" Ultra Clamp	3.3	1.5
781150	2 – 6" Ultra Clamp	8.7	4.0
781170	5 – 12" Ultra Clamp	15.1	6.7

- ✓ All new rugged frame, built for job site use
- ✓ Smooth new roller clamping action for positive gripping
- ✓ Stainless steel contacts & alignment screws
- ✓ Operating handle repositions for close work
- ✓ Fine adjustment screws for quick fit-up
- ✓ Light weight for overhead work

ULTRA



A fast, accurate fit-up clamp for fitting to fitting!


**5 – 12" Ultra Fit
(127 – 300 mm)**

**2 – 6" Ultra Fit
(50 – 150 mm)**

**1 – 2½" Ultra Fit
(25 – 65 mm)**

- ✓ Rugged, compact design to operate in tight locations
- ✓ Stainless steel contacts & alignment screws
- ✓ Two-hand operating handle for positive gripping
- ✓ Fine adjustment screws for quick fit-up
- ✓ Light weight for overhead work
- ✓ Smooth roller clamping action for positive gripping

Fit-up two 90° fittings



Fit-up 90° fitting to tee



Part No.	Description	Weight	
		Lb	Kg
781265	1 – 2½" Ultra Fit	3.0	1.4
781275	2 – 6" Ultra Fit	7.1	3.2
781285	5 – 12" Ultra Fit	12.0	5.5

FIT KIT



You get...

- ✓ one 2"-6" Ultra Clamp
- ✓ one 2"-6" Ultra Fit
- ✓ one 3"-8" Internal Fit-Up Clamp
- ✓ one set of carbon steel flange pins
- ✓ one Professional magnetic level
- ✓ and a sturdy metal tool box for storage.


Now you can get the Ultra Clamp, the Ultra Fit, and the Internal Fit-up Clamp... all in one great package!

Part No.	Description	Weight	
		Lb	Kg
780324	Fit Kit	35.0	16.0

CLAMP Champ

Pipe alignment and clamping tool

SUMNER[®]



Knurled adjustment
for gloved hands
and precise leveling

Leveling and supporting
device quickly and
accurately sets gap

Drop forged handle and wing
nuts designed for rough field
use and easy adjustment with
gloved hands

Fast action
chain lock
system for
fast set-up

All parts plated
to resist rust

High tensile
strength chain
with black oxide
finish

Flared jack bars are
easy to add or remove to
accommodate a wide
range of pipe diameters

Jack bar screw allows
welder to square and
space the fit up easily

CLAMP CHAMP... an advanced solution for today's problem fit ups!

The Clamp Champ is built for the welder who takes pride in doing his job right... the first time. Constructed for years of trouble free job site use, the versatile Clamp Champ makes pipe fit-up simple and accurate – without the need of a helper. The Clamp Champ is similar to a pipe vise with fast, easy set up and solid chain engagement.

Each model offers:

FIT-UP CAPACITY

Pipe to Pipe
Pipe to Fitting
Pipe to Flange
Fitting to Fitting

Plus... Reforming up to
schedule 40 pipe!

LOW COST

Half the cost of comparable
cage clamps

LIGHTWEIGHT CONSTRUCTION

Engineered for strength
without the weight

WIDE RANGE

1-10" (25-254 mm)
1-16" (25-406 mm)
10-36" (254-914 mm)
Carbon or Stainless


Plus... Conversion Kits
to 48" (1200 mm) pipe!

CLAMP CHAMP VARIETY:

Each Clamp Champ is capable of a wide range of fit-ups... without additional accessories!



Pipe to 90° fitting



Pipe to flange



Pipe to pipe



Pipe to tee

Standard Kit:

Consists of metal carrying box, main block and chain, jack bars and instruction manual. Large Clamp Champ includes double jack screws for reforming 20 mm pipe wall.

Range	Model	Part No.	Description	Number of Jack Bars	Weight	
					Lb	Kg
1-10" (25-250 mm)	Standard	781000	ST-110 Standard Clamp Champ	3	22	10.0
1-10" (25-250 mm)	Stainless Steel	780999	ST-210 Stainless Steel Clamp Champ	3	22	10.0
1-16" (25-400 mm)	Standard	780998	ST-116 Standard Clamp Champ	5	27	12.3
1-16" (25-400 mm)	Stainless Steel	780997	ST-216 Stainless Steel Clamp Champ	5	27	12.3
10-36" (250-900 mm)	Standard	781250	Standard Clamp Champ	7	109	49.4
10-36" (250-900 mm)	Stainless Steel	781251	Stainless Steel Clamp Champ	7	109	49.4



Conversion Kit:

Consists of chain and jack bars to increase Clamp Champ capacity

Capacity Increase from	to	Model	Part No.	Number of Jack Bars	Chain Length	Weight	
						Lb	Kg
10" (250)	16" (400 mm)	Standard	781031	2	18" (457 mm)	7	3.2
10" (250)	16" (400 mm)	Stainless Steel	781032	2	18" (457 mm)	7	3.2
36" (900)	48" (1250 mm)	Standard	781252	2	30" (763 mm)	16	7.3
36" (900)	48" (1250 mm)	Stainless Steel	781253	2	30" (763 mm)	16	7.3



Internal Fit-up Clamp

-the Ideal Fit-up Tool!

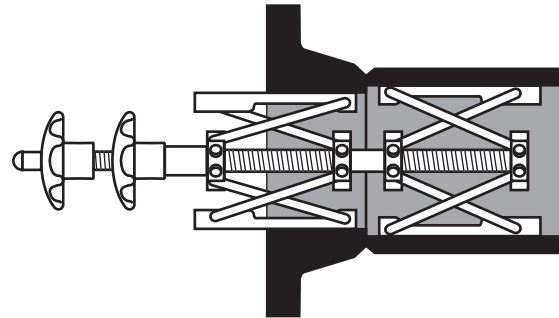
Part No.	Description	Weight	
784101	3 – 8" (80 – 220 mm) Internal Fit-up Clamp	5.8 lb	2.6Kg



Part No.	Description	Weight	
784100	2 – 4" (50 – 145 mm) Internal Fit-up Clamp	2.5 lb	1.1Kg

- ✓ Can be used on all standard weld neck flanges and great with slip on flanges
- ✓ Contact points stainless steel – a standard feature
- ✓ One piece construction – no loose pieces
- ✓ Quick action operation
- ✓ Priced right

NOTE: The Internal Fit-up Clamp is an alignment tool. A separate lifting device to support the flange weight is recommended.



Two independently operated internal clamps align flange to pipe, even if internal dimensions differ.

Simple operation



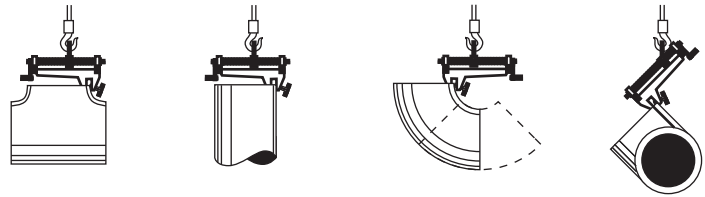
1. Tighten jaws to clamp pipe I.D.



2. Mount flange on second set of pipe jaws, adjust for gap and tighten jaws for final fit-up.

Adjust-A-Fit®

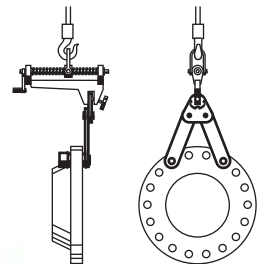
- ✓ Makes lining up fittings a trouble-free, one man operation
- ✓ Uses gravity to bring fittings for loads up to 45°
- ✓ Fastens directly onto fittings for loads up to 1,000 lb (450 Kg)
- ✓ Threaded shaft assembly is hardened for long tool life
- ✓ Cloverleaf setscrew and threaded shaft handle work from either side



Part No.	Description	Weight	
780420	ST-104 Adjust-A-Fit	11 lb	5.0 Kg

Adjust-A-Flange®

- ✓ Fits all flanges for 5" pipe and larger with bolt holes 3/4 to 1-5/8" (19 to 42 mm)
- ✓ Used in combination with the Adjust-A-Fit to bring pipe flanges to exact plumb for tack and weld out
- ✓ Eliminates 75% of the hard work in pipe fitting when used with the Adjust-A-Fit and Roust-A-Bout
- ✓ Handles loads up to 1,000 lb (450 Kg)
- ✓ Flange nuts serve as convenient reference points to check level



Part No.	Description	Weight	
780425	ST-105 Adjust-A-Flange	11 Lb	5.0 Kg