




# INDEPENDENT WHOLESALE WELDING SUPPLY

Ph: 02 8834 2400 Fax: 02 8834 2498 Email: [iwws@iwws.net](mailto:iwws@iwws.net) Website: [www.iwws.net](http://www.iwws.net)



### CAT1 (Hi-Lo Welding Gauge)

- Measures internal alignment of pipe after fitup/alignment, cuts radiographic rejects.
- Measures internal misalignment of pipe before & after tracking.
- Measurements read in standard & metric.



### CAT4A (Pocket Bridge Cam )

- Measures angle of preparation 0-60°. excess weld metal, depth of undercut by 1/32, depth of pitting by 1/32, fillet weld throat size 1/64, fillet weld length & misalignments (high - low)




### CAT2 (Economy single purpose Hi-Lo Welding Gauge)

- Root weld space.
- Eliminates rejects
- Improve productivity
- Measures internal misalignment.
- Available in standard or metric.




### CAT5 (V-WAC Gauge)

- Checks undercut depth.
- Checks amount of porosity per linear inch.
- Checks porosity comparison.
- Checks crown height.



### CAT3 (Adjustable Fillet Weld Gauge)

- Measures irregular curve edge flush to horizontal toe of weld, so the straight edge is in line with the horizontal member.
- Measure weld throat thickness at 45° angle.



### CAT6 (AWS Type Gauge)

- Used to determine the size of a fillet weld.
- Check the permissible tolerance of convexity, concavity and underfill and reinforcement.



### CAT4 (Bridge Cam Gauge)

- Measures angle of preparation 0-60°. excess weld metal, depth of undercut, depth of pitting, fillet weld throat size, fillet weld length & misalignments (high - low)



### CAT9C (Skew -T Weld Gauge)

- Checking angle of vertical member.
- Gauge with pointer extended.
- Can work on acute, 90°, obtuse.



# INDEPENDENT WHOLESALE WELDING SUPPLY

Ph: 02 8834 2400 Fax: 02 8834 2498 Email: iwws@iwws.net Website: www.iwws.net




### CAT10 (Pre Inspection Pocket Fillet Weld)

- Checks leg length.
- Throat size, plus allowable convexity.
- Handy key chain



### CAT14 (Mini Sub Socket Weld)

- Measures internal alignment of pipe after fitup/alignment, cuts radiographic rejects.
- Measures internal misalignment of pipe before & after tracking.
- Measurements read in standard & metric.



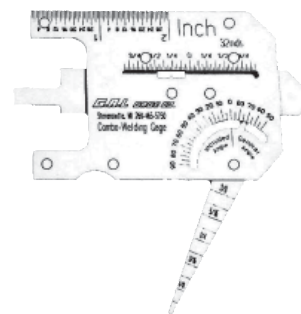
### CAT12P (Inspection Kit)

- Wrap-A-Round Pouch
- Kit includes 6" ruler, oval telescopic mirror, Cat 2 Hi Lo Gauge, Cat 8 & torch.



### CAT17 (Pipe Pit Gauge)

- Range is 0 to 1/2" in 1/64 & .020 increments.
- Arm can be locked in place at any dimension.




### CAT18 (Combo Welding)

- Measures butt weld height, fillet weld throat, root size, fillet weld leg & angle of preparation.



### SUB 28A (Taper Gauge)

- 1/32 - 5/8
- Used to check plate fit up
- Front side - Standard
- Back side - Metric



### SUB 28B (Taper Gauge)

- 1/32 - 5/8
- Used to check plate fit up
- Front side - Standard
- Back side - Metric



### FG (Fillet Gauge)

- 7 Piece set
- Check fillet throat size.
- Check fillet leg size
- Available in metric or imperial
- Available in whole or slotted